



Picture #1: Fringe from the production hardware of correlator system for one base line




Picture #2: Correlator (front view of the 3rd section)




Picture #3: Correlator frame (rear view of the 3rd section)





Picture #4: Phase switched CW signals




Picture #5: 2nd section & 1st section of correlator





Picture #6: Data acquisition



Picture #7: Correlator PC with 3 ATNF boards